

pro pen overview

Pro Pen offers both Microneedling and NanoInfusion options. 4 cartridges allow customization options to match the skin needs of each client. They can be paired with professional serums.



4 cartridge options for personalization

Grip for precision

Adjustment ring

Battery or cable operated to adjust to every environment. 2 batteries with each 2-hour charge = 4-hour charge

6 speeds: from 7500 to 8600 RPM





SMART technology remembers last speed setting

cartridges

- Transparent color for more visibility
- Lock to prevent movement once plugged on pen
- Silicone spring prevents fluid backflow for maximum hygiene
- High grade sterilization method
- Stainless steel needles and plates



4 cartridge options allow for customization for every client.

				
	9-Pin	24-Pin	Nano Metal	Nano Silicon
	9 stainless-steel needles on square plate (5x5mm). This provides the most advanced form of exfoliation, smoothing and firming benefits.	24 stainless-steel needles tightly stacked together on a round plate (7.93mm diameter). This allows for once again a slightly stronger exfoliation and smoother skin.	Fine cones on a stainless-steel plate (5x5mm metal). The larger plate helps cover larger areas. It is designed for a slightly stronger exfoliation and helps with skin luminosity.	Fine cones on small silicon plate (2.87x2.87mm) . Very gentle, it is designed to delicately exfoliate when skin is somewhat sensitive.
material	Stainless steel	Stainless steel	Stainless steel	Silicon
plate dimension	5*5mm	7.83mm (diameter)	5*5mm	2.87*2.87mm

luminfusion



dermalogica PRO



service highlights

LuminFusion is a supercharged skin service which takes luminosity to a whole new level and draws on the use of nanoinfusion with the Dermalogica Pro Pen and Dermalogica's professional-grade exfoliants and masques.

This 45-minute service takes a unique approach with advanced exfoliation stacking, nanoinfusion technology, and LED light therapy.

- Improves skin luminosity.
- Smooths fine lines and wrinkles.
- Instantly reveals radiant skin.

exfoliation stacking

Exfoliation stacking incorporates multiple strengths of exfoliants to target different layers of the skin, providing exceptional results without irritation or down time.

1. **Daily Glycolic Cleanser** unglues and cleanses away the daily buildup of brightness blockers, while maintaining the skin's moisture barrier.
2. **MultiVitamin Power Exfoliant** features retinol, salicylic acid, and lactic acid. This professional strength, lipid-based formula provides faster, more intense exfoliation for optimal smoothness.
3. **Nanoinfusion with the Dermalogica Pro Pen** improves skin texture by enhancing exfoliation and product penetration.
4. **Daily Microfoliant** smooths and brightens with papain, salicylic acid, and rice enzymes.



what is nanoinfusion?

Nanoinfusion is a non-invasive technique utilizing Dermalogica Pro Pen, with stainless steel cone nanotips, which resurfaces the skin and enhances product penetration.

Nanoinfusion helps improve skin texture, boost hydration as well as address signs of premature skin aging. The most immediate, visible change in the skin is a hydrated glow.

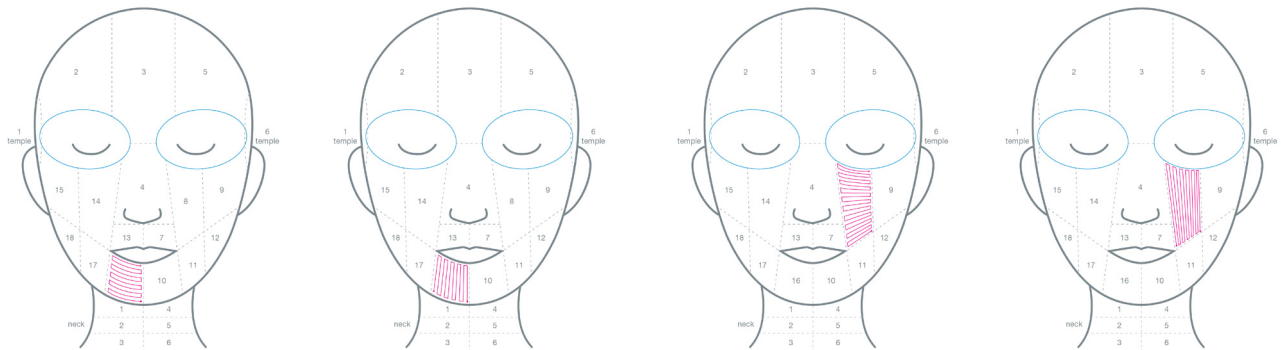
the dermalogica technique

The Dermalogica NanoInfusion technique has been designed to amplify service results.

Benefits include:

- Comfortable + Thorough: the tool is moved in a methodical manner.
- Easy To Use: our method allows for fewer stops and starts, with changes in cartridge range and application.
- Health Benefits: encourages lymphatic movement to help the body expel toxins while initiating a positive skin response.
- Even + Complete Treatment: horizontal and vertical passes ensure both.

Depending on your location, there may be restrictions on which licensed professionals are legally authorized to perform certain advanced treatments. Check your local, state, and/or country professional licensing regulations, safety protocols and guidelines to ensure that you are working legally within your scope of practice before performing an advanced treatment.



deep treatment

Light Energy Masque is professional gel masque which is uniquely formulated to amplify the benefits of light-emitting diode technology (LED) combined with red-light therapy.







protocol

Ensure the client completes all consultation and authorization forms prior to treatment.

double cleanse:

1. **PreCleanse**
2. Perform Face Mapping skin analysis
3. **Daily Glycolic Cleanser**

resurfacing:

1. Apply thin layer of **MultiVitamin Power Exfoliant** one section of the face at a time.
2. Perform nanoinfusion over the exfoliant section by section following the Dermalogica Technique.
3. Apply **Daily Microfoliant** over entire face with fan masque brush to neutralize peel. Gently manipulate and remove with steam towel.

deep treatment:

1. Apply even layer of **Light Energy Masque** to entire face with masque brush.
2. Protect clients eyes and proceed with **Red Light Therapy**. Remove with steam towel.

optional enhancement:

1. Following double cleanse, apply **Pro Power Eye Peel** patches to the curvature of the under-eye area.
2. Perform resurfacing and nanoinfusion within temple, forehead, and nose areas.
3. Remove eye patches and adjust Pro Pen range to 0.2 and choose frequency setting of 1-3.
4. Perform nanoinfusion within the under-eye area.
5. Readjust pro pen settings for clients' skin type and concern.
6. Continue resurfacing and nanoinfusion within upper lip, cheek, chin, and jawline areas.

dermal layering:

1. Spritz skin with 3-6 pumps of **Antioxidant Hydramist**.
2. Apply pea-sized amount of **BioLumin-C Eye Serum** under eyes and apply **Dynamic Skin Recovery SPF50**.
3. Finish with a final spritz of 3-6 pumps of **Antioxidant HydraMist**.

treatment plans and home care

LuminFusion services can be performed as often as every two weeks and recommended as a series of three for best results.

at-home care

dull skin / dehydration



BioLumin-C Serum
BioLumin-C Gel Moisturizer
Invisible Physical Defense SPF 30

hyperpigmentation



PowerBright Dark Spot Serum
PowerBright Moisturizer SPF 50
PowerBright Overnight Cream

lines and wrinkles



Dynamic Skin Retinol Serum
Dynamic Skin Recovery SPF 50
Phyto Nature Oxygen Cream

pre and post care

Pre-service guidelines are important to follow so you can get the best results from your service.

1. Do not use topical agents that may increase the sensitivity of your skin such as retinoids, exfoliants, topical antibiotics, or, hydroxy acids 5-7 days prior to the service.
2. Avoid IPL/Laser procedures for at least 2 weeks prior to the service.
3. No waxing, depilatory creams, or electrolysis to the area being treated for 5 days prior.
4. Avoid unprotected sun exposure or sunburn at least one week before service.
5. Do not shave the face the day of the procedure to avoid skin irritation.
6. Keep makeup to a minimum day of the service if possible and do not experiment with new products before the service.
7. Avoid alcohol and caffeine 24-48 hours before the service.

Aftercare is critical for achieving your healthiest-looking skin, so we want to make sure you know exactly what to do.

Post Service

1. Try to stay out of excessive sun exposure, such as tanning and sunbathing, for at least 10 days to avoid risk of hyperpigmentation and sensitizing the skin.
2. Do not apply makeup immediately after service. Continue to wear SPF 30+ daily.
3. Before bedtime on the day of service, use a gentle cleanser and tepid water to wash skin.
4. Use serums and the recommended skin care products per your skin therapist's directions.
5. Avoid sweaty exercise, saunas, and swimming for at least 48 hours after service.
6. Avoid immediately using active skin care (including AHA/BHAs, exfoliants, Vitamin A, Retinol, etc.) for at least 3-5 days.

Contraindications

- Active Herpes Simplex
- Active acne
- Skin lesions
- Open cuts, wounds, and abrasions
- Have excessively tanned or sunburned skin from the sun or tanning bed within 14 days
- Seek physician's approval for nanoinfusion if you are pregnant or nursing.

Precautions:

- Wait 14 days after administration of neurotoxin injectables (i.e., Botox).
- Wait 14 days after administration of fillers.
- If using retinol omit use 3-5 days prior to service.
- Avoid alcohol and caffeine 1-2 days prior to service.
- You may experience inflammation, itching, and burning.

profit calculator

	Service			Retail		Other	Profit
	Service	Cost per service	Cost of labor	Retail purchase	Retail purchase at wholesale	Operating expenses	Profit
LuminFusion Service	\$220	\$15.30	\$23			\$55	\$126.70
	Based on US pricing analysis for skin treatments in spas.	As per service CPS as per US wholesale prices. Includes cost of cartridge, excludes cost of Pro Pen.	Based on California hourly rate PST \$20 per hour. Pro rate with 10min extra for turnaround time.	US MSRP excl. sales tax	Wholesale at 50% of MSRP excludes sales tax. Include 6% PST commission on retail purchases	Estimated at 25% of total treatment sales	Profit
LuminFusion Service + Enhancement	\$250	\$17.84	\$23			\$62.50	\$146.66
	Based on US pricing analysis for skin treatments in spas.	As per service CPS as per US wholesale prices. Includes cost of cartridge, excludes cost of Pro Pen.	Based on California hourly rate PST \$20 per hour. Pro rate with 10min extra for turnaround time.	US MSRP excl. sales tax	Wholesale at 50% of MSRP excludes sales tax. Include 6% PST commission on retail purchases	Estimated at 25% of total treatment sales	Profit

dermalogica PRO